



Coming soon!
Redesigned essentials carrier provides the ultimate storage solution. Compact shell and smooth interior maximises storage space while minimising overall length.

Specifications

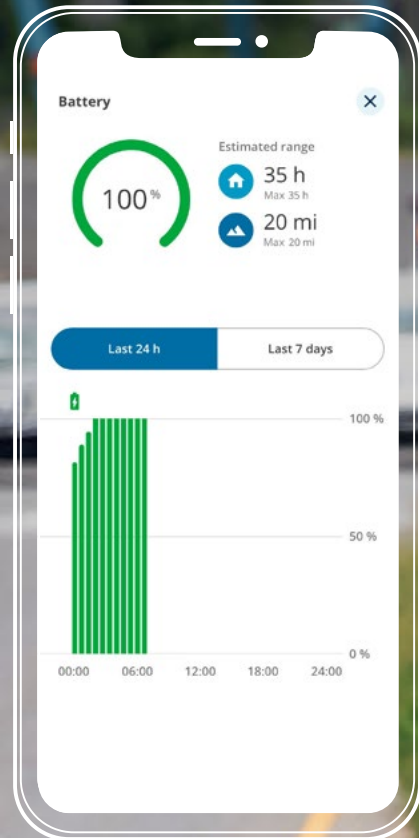
	M3 Corpus	M5 Corpus
Maximum user weight	136kg	136kg
Maximum speed	10km/h	10km/h
Range	20.9km (Grp 34s) 32.2km (Grp 24s)*	32.2km (Grp 24s)*
Base width	24"	25"
Base length	35.5"	37.5"
Base turning radius	20.5"	21.5"
Ground clearance	3"	3"
Recommended battery type	Group 34 or 24	Group 24
Weight including batteries	175kg (Grp 34s) 184kg (Grp 24s)	192kg (Grp 24s)
Drive electronics	R-Net 120A	R-Net 120A
Seat-to-floor height	17.5", 18.5", 19.5"	17.5", 18.5", 19.5"
Seat elevation	Optional 12"	Optional 14"
Drive wheel	14"	14"
Casters	7"	8"
Tilt options	Posterior — 0° - 50° ActiveReach — 5°, 10° & 20°	Posterior — 0° - 50° ActiveReach — 5°, 10° & 20°
Legrest angle - power	85° - 180°	85° - 180°
Backrest angle - power	85° - 180°	85° - 180°
Backrest height	20", 23" - 28" (1" incr.)	20", 23" - 28" (1" incr.)
Seat depth	14" - 22" (1" incr.)	14" - 22" (1" incr.)
Seat width	17" - 23" (2" incr.)	17" - 23" (2" incr.)
Arm pad lengths	10", 13", 16", 18"	10", 13", 16", 18"

*Actual driving range will vary based on driving and battery conditions. | Specifications may vary based upon configuration.
Please refer to your owners manual for warnings and instructions for the safe operation of your wheelchair in a variety of driving conditions.

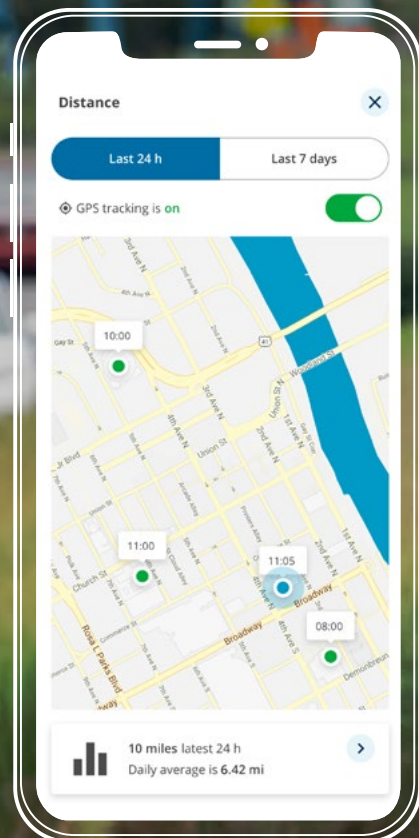
2021 M-Series

Made for more






Battery status and travel range estimates help you know how far you can go



Integrated map illustrates daily and historic travel behavior



MyPermobil



More adventure

The new Permobil battery and VoltPro charger work together to provide you with up to 25% greater driving distance, reduced charging times and longer battery life. Use the MyPermobil app to get even more from every adventure with seat activity tracking, battery range estimates and an integrated map.



Driving range up to 32.2km



Reduced charging times



Longer battery life



More freedom

Corpus[®], our most capable power wheelchair seating system, now provides you with even more positioning options. Enhanced stability on the new M-Series enables you to optimise your repositioning, functional reach and power drive positions for even greater freedom of movement.

5.1km/h elevated drive speed

Full suspension at any elevation, seat position or drive speed

180° of power recline
50° of posterior tilt

90° - 180° of legrest elevation

The smartphone app interface displays the following data:

Adjustment	Pos 1	Pos 2	Current Value
Tilt	7°	30°	30°
Recline	90°	115°	115°
Legrest	96°	135°	135°
Elevation	0.5"	0"	0"

Summary: 88 seat adjustments today, Last 7 days average is 68.



MyPermobil

Live seating angles and activity tracking

Reach for more

ActiveHeight and ActiveReach combine seamlessly to give you the ultimate advantage in accessing your environment. Seat elevation with integrated forward tilt creates the most innovative, functional and stable seating solution on the market today.

	M3	M5
↑ ActiveHeight	12"	14"
↶ ActiveReach	20°	20°

10° of no charge ActiveReach with ActiveHeight



3.5" rearward shift during elevate for added stability and reduced footprint

12"

3 points of contact for added stability

[Watch the video](#)

Conquer more

FlexLink and FlexLink Pro suspension balances stability, traction and ride comfort for optimal performance and advanced vibration reduction. Factory optimised and adjustable suspension adapts to your needs and environment. Be ready to handle any adventure with high-powered LED lights to guide your way.



FlexLink
M3 Corpus



FlexLink Pro
M5 Corpus

2X more powerful LED lights for true pathway lighting and enhanced visibility



M3 Corpus

Meticulously engineered to help you maintain better positioning, feel more secure and reduce driving fatigue so you can conquer daily activities with ease. Its compact base offers manoeuvrability in tight spaces without sacrificing performance. Featuring the innovative FlexLink suspension geometry with independent caster swing-arms helping to keep you stable and in control as you traverse the obstacles in your world.



M5 Corpus

Take control with high-performance motors enabling a top speed of 10km/h and exceptional low-end torque that lets you pivot like a pro. Experience unsurpassed stability and ride comfort with FlexLink Pro independent drive wheel suspension. The M5 Corpus will take you to new heights with increased stability and full suspension, even in 14" of seat elevation.



BodiLink on Corpus


Specially designed for the Corpus seating system, BodiLink accessories are best-in-class hardware. Offering true anatomical support with the highest level of adjustability and comfort to meet your individual positioning needs.

Head Support—
Easy to adjust piano hinge and double-taper joints for maximum strength


Lateral Trunk Support—
Designed for enhanced comfort and trunk alignment with unique wrist joint rotation adjustability allowing pad to match body contours

Lateral Pelvic/Thigh Support—
Easily position along the UniTrack rail with 360° pad adjustment and user-friendly quick release lever

Accent options



Carbon Fiber



Mossy Oak®
Breakup®
Country™




Water Lily



Fireball



CDG Poly



More resources

Please note: Actual product colours may vary from colours shown