

Squiggles

LECKEY[®]

early activity system





Stronger together.

We work with individuals, therapists and carers to design products with both a clinical and an emotional focus. Using the latest research and clinical understanding, we create practical solutions which are easily integrated into family life, because for us, life is about going, enjoying, participating and doing.



24 hour
postural care for
babies, kids & adults.
Sleeping, Sitting,
Standing, Walking,
Moving, Bathing,
Toileting.

Play
time





We never grow more than in the first three years of our lives. It therefore makes sense to ensure that special care babies receive all the help and encouragement they can, right from the word go. Early intervention can help with physical, cognitive and sensory development and can help to maximise a child's future potential.



It is easy to forget the importance of play in an infant's development. For babies and infants, playtime is discovery time. Playing helps kids to grow and develop.

All too often however, babies with special needs are limited in their opportunities to play, so making it easier for them to explore their surroundings through activity is very helpful for their development. Playing not only encourages physical, cognitive and sensory development, it also boosts the child's self confidence.

Designed specifically for infants from birth to 48 months, the **Squiggles Early Activity System** represent our most exciting development of the Squiggles range. With an emphasis on learning through play and preventing problems before they set in, the Early Activity System provide the support and training needed for special care babies.

Knowledge is Key

It is important for parents to understand the steps in their child's development, encouraging continuous growth and development. Both parents and care workers can participate in the activity programme, working with the infant to capture their interest and entertain them, at the same time as motivating the child to develop.

Parents and therapists can work together to develop a daily play routine, which encourages the child to develop in the areas which do not necessarily come as easily as others.

early activity system

Integrated **Early Activity System** and educational Activity Development Programme are designed specifically to enhance babies' and young infants' development. The product and Development Programme are based on latest clinical research and expert opinion encouraging babies and infants to develop and learn through play and fun activities.



Both product and programme have been designed to be age appropriate and enable therapists to develop easy to follow play based activities giving parents and carers the confidence and skills to fully participate in their child's physical, cognitive and sensory development.

The simple kit of components has been designed to be intuitive and easy to use so that anyone can use the product with virtually no training. They can be used in a variety of ways in 5 key positions:

Back lying (supine)

Tummy lying (prone)

Side lying

Floor sitting (long sitting)

Hands and knees (four point kneeling)

Supplied with an easy to carry duffle bag so activities and development are not restricted to home or school. Machine washable and tumble dry safe covers mean they are easy to clean and maintain.

LECKEY[®]



The Early Activity System comes as standard with the Activity Development Programme, playmat, sitting support, trunk wedge, head support, 2 positioning straps, 2 medium rolls, 2 small rolls and Squiggles duffle bag.



The Early Activity System and **Activity Development Programme** have been specifically designed to complement each other and use the latest research and clinical thinking. The Activity Development Programme is an essential guide to making the most of the Leckey Early Activity System. It explains in detail the importance of early intervention for special care babies, offering guidance on the use of each element of the product.



1. Back lying (supine)

Activity Suggestion 4

Hold onto baby's feet and help him to kick or "pump" his legs. This helps to strengthen leg muscles and the hip joint, and the reciprocal movement is one which is needed for later weight bearing or movement.

These activities can incorporate a sensory component with a little thought to the way or the surface used. Use balls, balloons, soft toys, cushions, etc. to encourage the baby to move. Encourage the baby to move in a way that is comfortable and safe. Encourage the baby to move in a way that is comfortable and safe. Encourage the baby to move in a way that is comfortable and safe.

Duration: _____

Frequency: _____



1. Back Lying (supine)

Wiral bound for ease of photocopying, the Activity Development Programme is intended to support therapy. It provides a framework for clinicians and parents to understand how to provide special care babies with the support they need.

2. Tummy lying (prone)

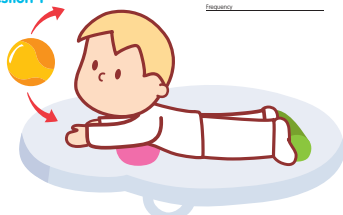
Activity Suggestion 1

Encourage your child to lift his head up - use a favorite toy to motivate him. To make this a little more difficult, try moving the toy slowly from side to side, so baby has to turn his head to follow it.

These activities can incorporate a sensory component with a little thought to the way or the surface used. Use balls, balloons, soft toys, cushions, etc. to encourage the baby to move. Encourage the baby to move in a way that is comfortable and safe. Encourage the baby to move in a way that is comfortable and safe.

Duration: _____

Frequency: _____



2. Tummy Lying (prone)

Dedicated sections focus on the activities required for purposeful play in the 5 key positions:

- 1. Back lying** (supine)
- 2. Tummy lying** (prone)
- 3. Side lying**
- 4. Floor sitting** (long sitting)
- 5. Hands and knees** (four point kneeling)

and the transitions needed between each position.

3. Side lying

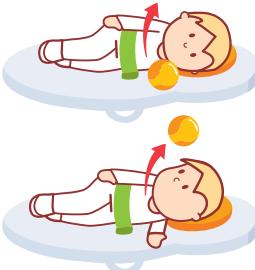
Activity Suggestion 2

Hold a brightly coloured object (such as a ball or a pom-pom) about 12-15" in front of baby's face. When the object is in a quarter circle, then back, going slowly enough so baby's eyes can follow it. Alternate sides so baby's head learns to move in both directions.

These activities can incorporate a sensory component with a little thought to the way or the surface used. Use balls, balloons, soft toys, cushions, etc. to encourage the baby to move. Encourage the baby to move in a way that is comfortable and safe. Encourage the baby to move in a way that is comfortable and safe.

Duration: _____

Frequency: _____



3. Side Lying

Every activity is carefully explained, stating the clinical reasons for each one, along with the physical, cognitive and sensory goals. Guidelines are provided for positioning, although therapists can alter these according to the needs and abilities of the child.

4. Floor sitting (long sitting)

Activity Suggestion 2

Encourage your child to reach for toys while sitting. Make this play more difficult by placing objects a little way in front of baby, so he has to reach further forward to get them.

These activities can incorporate a sensory component with a little thought to the way or the surface used. Use balls, balloons, soft toys, cushions, etc. to encourage the baby to move. Encourage the baby to move in a way that is comfortable and safe. Encourage the baby to move in a way that is comfortable and safe.

Duration: _____

Frequency: _____



4. Floor Sitting (long sitting)

As you use the Activity System more and more, you will learn to improvise with its various components. It is the simplicity of each element that permits the Activity System to be structured around the needs of the child, providing them with the valuable support they need to develop.

5. Hands and knees (four-point kneeling)


Activity Suggestion 3

Place activities in front of baby to start with. To add focus to one hand while balancing on his knees and other arm.

These activities can incorporate a sensory component with a little thought to the way or the surface used. Use balls, balloons, soft toys, cushions, etc. to encourage the baby to move. Encourage the baby to move in a way that is comfortable and safe. Encourage the baby to move in a way that is comfortable and safe.

Duration: _____

Frequency: _____



5. Hands and Knees (four point kneeling)

To help keep a record of the child's progression, we have structured the programme to enable the pages to be easily photocopied, detailing the duration and frequency of each activity to be practised at home. In this way, objective setting and goal achieving can be easily recorded both by parents and clinicians.





Established in 1983, Leckey is a globally recognised pioneer in the research and development of products that help adults and children with disabilities to go, do, enjoy and participate in everyday activities throughout the day and night.

We take a highly clinical approach to product design and development. Through in-depth clinical research studies with leading universities, and extensive trials with occupational therapists, physiotherapists, users and their families, we continue to develop posturally supportive, family friendly products for all day care, at every stage of life.

Through early intervention, childhood and adulthood Leckey's experienced team of designers, therapists and bioengineers work together to develop products that meet the clinical needs of the healthcare professionals and the social needs of the user.

To achieve this, we work with the healthcare professionals, the individuals and carers who use our products everyday. With their help, we create the dependable, durable, proven and high performance products that we are known for worldwide.





sleepfirm

24 hour postural
care for babies,
kids & adults.
Sleeping, Sitting,
Standing, Walking,
Moving, Bathing,
Toileting.