

NEW



Stander

Prone/Supine/Multi-Position

It's finally here – the Stander that has it all. We're thrilled to introduce a total redesign of our Supine and Prone Stander families. This new Stander can be configured as supine, prone or multi-position.

All models allow hip abduction up to 30° to promote hip joint development. Independent adjustments for hip and knee flexion and leg length accommodate contractures and discrepancies. A broad range of positioning components allow users to remain comfortably upright and active for longer. The frame can be raised and lowered to position a child at eye level with peers, or in easy reach of activities.

All this function is contained within an elegant and approachable design that centers the child while opening worlds of possibility.



Find important details and studies on the therapeutic benefits of standing at:
www.rifton.com/standers

"The ability to fully customize joint positioning through the lower extremities for maximal comfort and alignment is a game changer! I have a student who only tolerated five to ten minutes of static standing in a less adjustable stander. When we tried the new Rifton Stander the student was happy and comfortable for nearly an hour, and we only got him out because we ran out of time."

*Linda K. Miller, PT, DPT
MOVE International Trainer
Prospect Center, NY*

..... Size 2 Prone Stander configuration (\$420)

Stander features

Any of the new Stander's can be easily switched between prone and supine.



Size 2 Prone Stander



Size 2 Supine Stander

Multi-Position Stander



The Stander can be purchased in the prone, supine or multi-position configuration. If the multi-position configuration is ordered, the conversion between prone and supine is quick, easy and tool free.

Quick and easy conversion between prone and supine



Prone

- 1 **Add/Remove** the upper trunk support.
- 2 **Switch** the tray direction.
- 3 **Swap** the supine hip strap and prone pelvic harness.
- 4 **Add/Remove** the supine knee straps.
- 5 **Turn** the sandals 180°.



Supine

Quick, precise positioning



Advanced legs have independent leg length, hip angle and knee angle adjustments.



Up to 30° of abduction.



Tilt adjustments from 0° – 90°.



Hip abduction

Independent leg abduction, up to 30° in each leg, is now standard. It's what clinicians everywhere asked us for to promote healthy hip development.



The size 2 and 3 Stander's advanced legs have independent hip and knee angle adjustment to accommodate contractures. Separate upper and lower leg length adjustments ensure that users with leg length discrepancies are comfortably supported.



Move between eye-level and activity level within seconds.

- ▲ When the frame is lowered, users can interact at eye-level with their peers.
- ◀ With the frame raised, users can access activities and environments.

Quick, safe, easy transfers

Prone

Sit-to-stand transfers are easy in the prone configuration.



Supine



Pads and supports swing away for easy lateral transfers in the supine configuration.

Components



Knee cuffs (Prone only)

The knee cuffs provide lateral stabilization and rotational control and prevent knee hyperextension.



Upper trunk support (Prone only)

The upper trunk support provides security and safety while still allowing freedom of arm movement. It is uniquely designed to comfortably support all body types, including female users.

Note: Available for size 3 only.



Head laterals (Supine only)

The head laterals mount on the headrest to provide lateral head support. They adjust independently in height and width.



Standard

Slim cut

Butterfly harness (Supine only)

The butterfly harness can be used instead of the trunk strap for greater upper trunk stabilization. The slim cut butterfly harness (size 3 only) is an alternative especially designed for larger female clients.



Standard

Rotation control

Hip strap (Supine only)

This strap supports the user at the level of the hips. The rotation control version provides rotational stabilization.



Soft strap

Split support

Knee supports (Supine only)


The soft knee straps form around the knee and have a cutout for the patella. For more rigid support, choose the adjustable split knee supports which swing away for easy loading.





Trunk strap

The trunk strap supports the user's chest. The rotation control version wraps around the user and provides rotational stabilization.



Leg types

Standard legs allow for hip abduction, and independent leg length adjustments. Advanced legs are optional on sizes 2 and 3 and include hip and knee flexion in both prone and supine configurations.



Tray

The tray can be used in prone and supine configuration. Its position and angle adjust easily, and it swings away for transfer.




Additional trunk laterals

The laterals attach at chest or hip level and swing away for transfer. The pads rotate for individual height adjustment.



Medial/lateral thigh supports

The medial/lateral thigh supports provide abduction or adduction. The mounting bracket is off-center, so the pad has two possible height positions depending which side it is installed on.




Sandal lift kit

The smallest users may require the S409 sandal lift kit for best positioning.

Note: Available for size 1 only.



Stander dimensions

| User dimensions (inches) | S410 Size 1 | S420 Size 2 | S430 Size 3 |
|---|-------------|-------------|-------------|
| Height | 28–42* | 38–53 | 48–65 |
|  <p>Key user dimension: height Select the appropriate stander by the user's overall height. Choose the model that allows for growth. *The smallest users may require the S409 Sandal lift kit for best positioning.</p> <p>Important: User's weight must not exceed the maximum working load.</p> | | | |
| Item dimensions (inches) | S410 Size 1 | S420 Size 2 | S430 Size 3 |
| Base length x width | 32½ x 21½ | 39 x 27 | 43 x 29 |
| Height of horizontal body support above floor | 22–28 | 22½–36½ | 23½–38 |
| Sandal to knee height | 6¾–11 | 10–15¼ | 12¼–19 |
| Knee to hip height | 6¼–10½ | 8½–13½ | 12–17¼ |
| Sandal to top of headrest | 31½–43 | 41–55 | 49–66½ |
| Width between trunk laterals | 5½–10 | 7–11½ | 9–14 |
| Width between medial/lateral thigh supports | 2½–4 | 3¼–5 | 4–5½ |
| Basic item weight PRONE (lb) | 47 | 72 | 104 |
| Basic item weight SUPINE (lb) | 52 | 78 | 115 |
| Max. working load (lb) | 75 | 100 | 185 |



New! Size 3 Stander at its smallest and largest settings

2025 order form

Use dimension chart to select appropriate size.

Scan for sizing and pricing:
<https://www.rifton.com/standers>



| | | S410 size 1 | S420 size 2 | S430 size 3 | |
|---|---|---|---|---|-------------------------------------|
| * Frame | | S411 \$1,940 <input type="checkbox"/> | S421 \$2,550 <input type="checkbox"/> | S431 \$3,160 <input type="checkbox"/> | |
| * Color | | CHOOSE Blue <input type="checkbox"/> Red <input type="checkbox"/> | Blue <input type="checkbox"/> Red <input type="checkbox"/> | Blue <input type="checkbox"/> Red <input type="checkbox"/> | |
| * CHOOSE CONFIGURATION | Prone (with pelvic harness) | S412 \$305 <input type="checkbox"/> | S422 \$315 <input type="checkbox"/> | S432 \$325 <input type="checkbox"/> | |
| | New! Prone upper trunk support (recommended) | N/A | N/A | S408 \$250 <input type="checkbox"/> | |
| | * Trunk strap CHOOSE | Standard | S462 \$305 <input type="checkbox"/> | S463 \$315 <input type="checkbox"/> | S464 \$325 <input type="checkbox"/> |
| | | Rotation control | S466 \$305 <input type="checkbox"/> | S467 \$315 <input type="checkbox"/> | S468 \$325 <input type="checkbox"/> |
| | Prone knee cuffs (pair) | S485 \$205 <input type="checkbox"/> | S485 \$205 <input type="checkbox"/> | S486 \$225 <input type="checkbox"/> | |
| | Supine (with upper trunk support) | S413 \$355 <input type="checkbox"/> | S423 \$365 <input type="checkbox"/> | S433 \$375 <input type="checkbox"/> | |
| | Head laterals (pair) CHOOSE | Small | S497 \$205 <input type="checkbox"/> | S497 \$205 <input type="checkbox"/> | N/A |
| | | Large | N/A | S498 \$215 <input type="checkbox"/> | S498 \$215 <input type="checkbox"/> |
| | * Trunk straps CHOOSE | Butterfly harness (standard) | S456 \$305 <input type="checkbox"/> | S457 \$315 <input type="checkbox"/> | S458 \$325 <input type="checkbox"/> |
| | | Butterfly harness (slim-cut) | N/A | N/A | S459 \$325 <input type="checkbox"/> |
| | | Trunk strap (standard) | S462 \$305 <input type="checkbox"/> | S463 \$315 <input type="checkbox"/> | S464 \$325 <input type="checkbox"/> |
| | | Trunk strap (rotation control) | S466 \$305 <input type="checkbox"/> | S467 \$315 <input type="checkbox"/> | S468 \$325 <input type="checkbox"/> |
| | * Hip strap CHOOSE | Standard | S472 \$305 <input type="checkbox"/> | S473 \$315 <input type="checkbox"/> | S474 \$325 <input type="checkbox"/> |
| | | Rotation control | S476 \$305 <input type="checkbox"/> | S477 \$315 <input type="checkbox"/> | S478 \$325 <input type="checkbox"/> |
| | * Knee supports CHOOSE | Soft straps (pair) | S401 \$205 <input type="checkbox"/> | S402 \$215 <input type="checkbox"/> | S403 \$225 <input type="checkbox"/> |
| | | Split supports (pair) | N/A | S487 \$435 <input type="checkbox"/> | S488 \$460 <input type="checkbox"/> |
| | Multi-Position (with head support, pelvic harness) | S414 \$665 <input type="checkbox"/> | S424 \$685 <input type="checkbox"/> | S434 \$705 <input type="checkbox"/> | |
| | Head laterals CHOOSE | Small | S497 \$205 <input type="checkbox"/> | S497 \$205 <input type="checkbox"/> | N/A |
| | | Large | N/A | S498 \$215 <input type="checkbox"/> | S498 \$215 <input type="checkbox"/> |
| | Butterfly harness CHOOSE | Standard | S456 \$305 <input type="checkbox"/> | S457 \$315 <input type="checkbox"/> | S458 \$325 <input type="checkbox"/> |
| | | Slim-cut | N/A | N/A | S459 \$325 <input type="checkbox"/> |
| | * Trunk strap CHOOSE | Standard | S462 \$305 <input type="checkbox"/> | S463 \$315 <input type="checkbox"/> | S464 \$325 <input type="checkbox"/> |
| | | Rotation control | S466 \$305 <input type="checkbox"/> | S467 \$315 <input type="checkbox"/> | S468 \$325 <input type="checkbox"/> |
| | * Hip strap CHOOSE | Standard | S472 \$305 <input type="checkbox"/> | S473 \$315 <input type="checkbox"/> | S474 \$325 <input type="checkbox"/> |
| | | Rotation control | S476 \$305 <input type="checkbox"/> | S477 \$315 <input type="checkbox"/> | S478 \$325 <input type="checkbox"/> |
| | * Knee supports CHOOSE | Soft straps (pair) | S401 \$205 <input type="checkbox"/> | S402 \$215 <input type="checkbox"/> | S403 \$225 <input type="checkbox"/> |
| | | Split supports (pair) | N/A | S487 \$435 <input type="checkbox"/> | S488 \$460 <input type="checkbox"/> |
| | New! Prone upper trunk support (recommended) | N/A | N/A | S408 \$250 <input type="checkbox"/> | |
| Prone knee cuffs (pair) | S485 \$205 <input type="checkbox"/> | S485 \$205 <input type="checkbox"/> | S486 \$225 <input type="checkbox"/> | | |
| * Trunk laterals CHOOSE | Small | S494 \$205 <input type="checkbox"/> | S494 \$205 <input type="checkbox"/> | N/A | |
| | Large | N/A | S495 \$215 <input type="checkbox"/> | S495 \$215 <input type="checkbox"/> | |
| * Leg type CHOOSE | Standard | S415 \$665 <input type="checkbox"/> | S425 \$685 <input type="checkbox"/> | S435 \$705 <input type="checkbox"/> | |
| | Advanced | N/A | S426 \$990 <input type="checkbox"/> | S436 \$1,010 <input type="checkbox"/> | |
| Tray | S491 \$560 <input type="checkbox"/> | S491 \$560 <input type="checkbox"/> | S492 \$610 <input type="checkbox"/> | | |
| Additional trunk laterals CHOOSE | Small | S494 \$205 <input type="checkbox"/> | S494 \$205 <input type="checkbox"/> | N/A | |
| | Large | N/A | S495 \$215 <input type="checkbox"/> | S495 \$215 <input type="checkbox"/> | |
| Medial/lateral thigh supports (pair) CHOOSE | Small | S482 \$205 <input type="checkbox"/> | S482 \$205 <input type="checkbox"/> | N/A | |
| | Large | N/A | S483 \$215 <input type="checkbox"/> | S483 \$215 <input type="checkbox"/> | |
| Additional medial/lateral thigh supports (pair) CHOOSE | Small | S482 \$205 <input type="checkbox"/> | S482 \$205 <input type="checkbox"/> | N/A | |
| | Large | N/A | S483 \$215 <input type="checkbox"/> | S483 \$215 <input type="checkbox"/> | |
| Size 1 sandal lift kit | S409 \$55 <input type="checkbox"/> | NA | NA | | |
| Headrest adapter plate kit | N/A | S427 \$255 <input type="checkbox"/> | S427 \$255 <input type="checkbox"/> | | |

* Required