



 **Convaid**

# Convaid EZ Rider

Lightweight, Compact-folding, 10° Fixed Tilt Wheelchair



# Convaid EZ Rider

The Convaid EZ Rider is a lightweight, compact-folding, and highly durable wheelchair featuring Self-Tensio®, a built-in self-tensioning seating system that provides stable pelvic positioning. The EZ Rider has a 10° fixed tilt, which supports an upright position for individuals with good trunk strength and upper body stability. The EZ Rider is available in four sizes and provides years of growth through its seat depth extension tubes.



Headrest extension

One-piece height adjustable push handle

Occi headwings

Self-Tensio® seating system

H-harness

Transit anchor

Foot positioners

11.5" x 2" Quick release rear solid tires

Calf panel

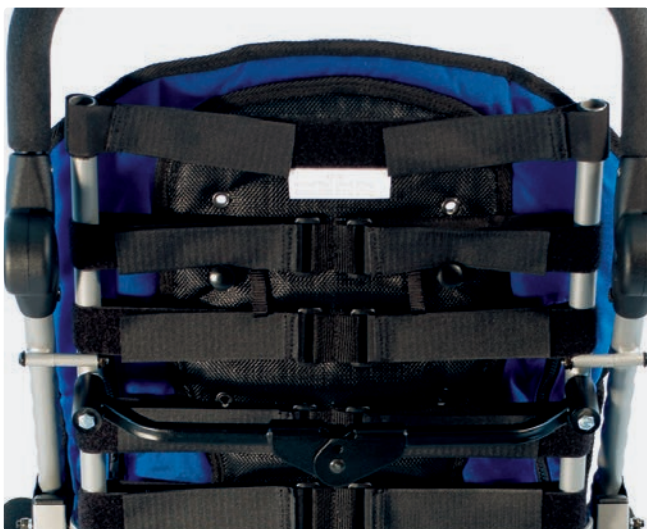
7.5" x 2" Front solid tires

Height adjustable swing-away footplates



# Lightweight, Compact-folding, and Highly Durable

The Convaid EZ Rider is a 10° fixed tilt wheelchair that provides upright posture to enhance functional positioning.



## Tension Adjustable Strap Back

Allows for adjustment of the back according to the anatomical shape of the individual to provide optimal support.



## Lightweight and Compact-folding

The folding mechanism allows the chair to fold into a tight and lightweight package.



## Self-Tensio®

Provides key support at the pelvis. It provides a stable platform and distributes pressure throughout the contact area. It improves pelvic support and positioning without added weight and complexity.



## 5" of Seat Depth Growth

Handles the growth of the user for many years through extension tubes that can be added or changed easily without tools.

## Standard Features

- 10° fixed tilt
- One-piece height adjustable push handle (EZ12/14/16)
- Two-piece push handles (EZ18)
- Tension adjustable back
- Cordura or Textilene upholstery
- Tool-less upholstery removal
- Tool-less adjustable seat depth growth of 5"
- Zippered pockets in seat & back upholstery (Cordura only: EZ12/14/16)
- 2-point positioning belt
- Self-Tensio®
- Removable, height adjustable swing-away footplates
- 7.5" x 2" front, 11.5" x 2.5" rear solid tires (EZ12/14/16)
- 8" front and 11" rear solid tires (EZ18 required)
- Quick release rolko rear wheels (EZ12/14/16)
- Foot operated wheel lock
- Toggle wheel locks (EZ18 required)
- Silver powder coated frame
- Closure strap
- Made in the USA

## Options

### Sizes

(Seat width)

- 12"
- 14"
- 16"
- 18"

### Upholstery Types


- Textilene
- Cordura
- Heavy duty Textilene
- Heavy duty Cordura

### Tires


- 12.5" solid knobby rear tires
- 7.5" x 2" front, 12.5" rear pneumatic knobby tires
- 8" x 2" front ribbed, 12.5" rear solid knobby tires
- 8" x 2" front ribbed, 12.5" rear pneumatic knobby tires
- 8" x 2" solid front tires

## Upholstery Colors

### Textilene



Wild raspberry



Teal green



Navy blue



Violet purple

### Cordura




Princess pink



Cherry red



Apple green



Forest green




Aqua blue




Royal blue



Sassy purple



Chocolate brown



Panther black

## Frame Options



EZ Rider Size 18

\* Manufacturer Installation Required



EZ Rider Convertible



EZ Rider Planar

## Accessories



Extended headrest cover - with windows (canopy)



Extended headrest cover - without windows (canopy)



Headrest cover (canopy)




Basic Headrest cover (canopy)



Rain cover  
Canopy required



Mosquito net  
Canopy required



Headrest extension for Textilene upholstery



Headrest extension for Cordura upholstery



Occi-headwings



Padded headwings



Seat reducer insert



Full torso support vest



## Accessories



Soft adjustable lateral support single flap w/ scoli strap



Soft adjustable lateral support double flap w/ scoli strap



H-harness with padded covers  
3-point positioning belt required



3-point positioning belt



Support cushion (general use)\*<sup>1</sup>



Position cushion (medial thigh support/anti thrust)\*<sup>1</sup>



Align cushion (lateral pelvis/lateral thigh support)\*<sup>1</sup>



Lateral thigh support (abductor)



Medial thigh support (abductor)



Height adjustable flip-up armrests



Upper extremity support surface (clear tray)



Upper extremity support surface (foam tray)

\* Manufacturer Installation Required

<sup>1</sup>Incontinence Cushion Liner available

## Accessories



Wheelchair travel bag




Travel bag for large wheels



Calf panel



Angle adjustable footplates



Footplate securement strap




Foot positioners



Rear anti-tip tubes (pair)



Castor locks (for 2" wide front tires)\*



5-point harness with padded covers (EZ 12 only)\*

Crash tested, WC-19 compliant



Q'straint transit lap belt

















Sure-lok transit lap belt



Transit anchors\*

\*Manufacturer installation required

# Specifications

EZ Rider measurements		EZ 12	EZ 14	EZ 16	EZ 18
	Seat width*	12"	14"	16"	18"
	Seat depth*	9-14"	11-16"	12-17"	14.5-19.5"
	Seat back height^	21"(C) / 19"(T)	24"(C) / 22"(T)	26"(C) / 24"(T)	27"(C) / 25"(T)
	Seat to floor	19"	20"	20"	21.5"
	Seat to back angle	100°	100°	100°	100°
	Seat angle	10°	10°	10°	10°
	Overall height	38"	38.5"	40"	37"
	Overall length	36"	37.5"	43.5"	48"
	Overall width	21.5"	23"	26"	26"
	Folded length	44.5"	46"	48"	45.5"
	Folded width	17.5"	18"	17"	15.5"
	Folded height	14"	13.5"	14"	14.5"
	Headrest extension height	8"	8"	8"	10"
	Shoulder strap height	11-17"	14-20"	15-21"	16-22"
	Seat to footplate	3-20"	3-21"	3-22"	3-22"
	Push handle adjustments ^^	29-46.5"	29-47"	28-45"	N/A
	Weight capacity regular/transit	75/66 lbs	100/100 lbs	170/170 lbs	250/170 lbs
	Weight of chair without front rigging	25 lbs	30 lbs	30 lbs	29 lbs

\* Plus or minus .5 inches due to fabric  
^ Seat back height  
C - Cordura upholstery  
T - Textilene upholstery  
^^ Adjustable push handle is not available on 18" models

BR1200-ENG-Rev.00 2022-07-19 | Reserving our rights for printer's error discontinued products. Please find an updated edition on our website © 2022 Etac All rights reserved

For the latest news and continuously updated product information visit: [www.etac.us.com](http://www.etac.us.com)

Etac  
+1 844-US-MOBILITY (844-876-6245)  
convaidsales.us@etac.com  
www.etac.us.com

DCN0955.0

