


Healthcare
furniture,
enhancing
lives.

Luxa


Luxa Homecare Endless Bed

PRODUCT UPDATE:
Timber Surround Now Available!





Low Profile Footboard pictured



The Luxa is a premium homecare bed that is designed to give the user ultimate comfort and care, while maintaining dignity and style in the bedroom.

This bed is packed with premium features such as an auto-regression backrest, manual vascular support, a high height of 725mm, a low height of 150mm height and optional bluetooth handsets. It also has optional accessories including a sturdy horizontal rail, allowance for self-help poles, underbed lights and more.

FEATURES

- Extremely Low Minimum Position
- Vertical Lift
- Battery Back Up
- Auto-Regression Backrest
- Almond, Ash or Ocean Padded Headboard with Full Padded Surround



Chair Position at the push of a button



Bluetooth connectivity
handset must be ordered separately



75mm Castors



APO Grey Powdercoat

SPECIFICATIONS

Luxa Homecare	Single	King Single	Double	Queen
Overall dimensions (mm)	2160 x 1000	2160 x 1170	2160 x 1470	2160 x 1600
Sleeping surface (mm)	2040 x 900	2040 x 1070	2040 x 1370	2040 x 1500
SWL (kg)	250	250	250	250
Low/high position (mm)	150/725	150/725	170/725	170/725
Back angle (degrees)	62	62	62	62
Knee angle (degrees)	35	35	35	35
Reverse angle (degrees)	15	15	15	15
Trendelenburg angle (degrees)	15	15	15	15
Product Codes	LUXA-S-01000	LUXA-KS-01000	LUXA-D-01000	LUXA-Q-01000

WARRANTY: Frame - 10 years, Electrics - 5 years & Castors - 1 year.

OPTIONAL FEATURES

Added at time of manufacture


- Custom Powdercoat Colours
- Custom Headboard Style



Underbed Light



Bluetooth Handset



Custom Fabric Surround



Timber Surround (as shown in Saddle)



OPTIONAL HEADBOARDS

Low or High Profile Footboard Available.

Upholstered

Plain Padded Headboard & Plain Full Surround



- Ash
- Ocean
- Almond

Upholstered

Jersey Padded Headboard & Plain Full Surround



- Ash
- Ocean
- Almond

ACCESSORIES

- Mattresses
- Reading Light
- Emergency Power Supply



High Profile Footboard pictured



460HR-LUXA
Luxa Rails
(as shown)



CGH
Combo Grab
Handle



ASHP
Self Help Pole &
Triangle



EN9-TBR
T-Bar Wall
Protection

LUXA

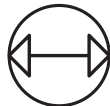


Low Profile Footboard pictured

Can't find what you're looking for? Contact us to discuss your custom options.



Pick your colour



Choose your width



Measure required length



Create your style




We build for legends



Connect with us

Distributed by:



Alrick.

T: 1800 282 001
E: sales@caremed.healthcare
W: www.caremed.healthcare

